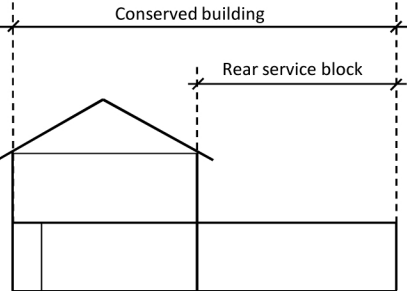
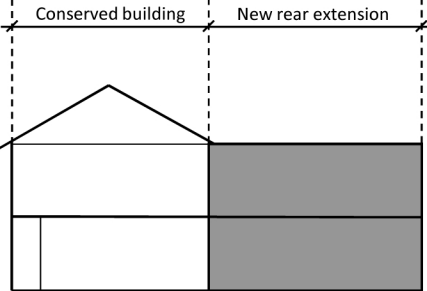
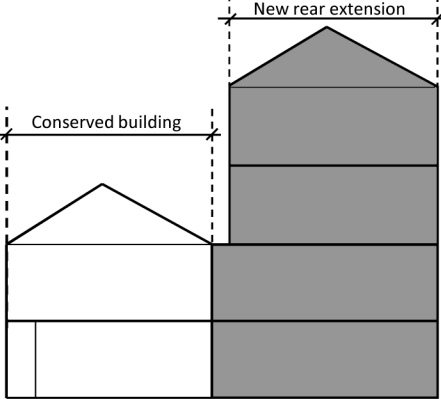


	Figure 1 : Quick Guide to Development Options for Shophouses+		
	HISTORIC DISTRICTS	RESIDENTIAL HISTORIC DISTRICTS	SECONDARY SETTLEMENTS
			
<b>The following can be introduced :</b>			
(a) A new jackroof	√	√	√
(b) Skylight at the rear slope of main roof and on rear secondary roofs	√	√	√
(c) A roof mezzanine within the existing building envelope	√	√	√
(d) A cover over the airwell	√	√	√
(e) A cover over the rear court	√	√	√
(f) New windows on the rear façade walls and the gable end wall	√	√	√
(g) Replacement of the existing timber floors and staircases to reinforced concrete floors and staircases	X	X	√
(h) Addition of secondary doors and windows	√	√	√
(i) A new rear extension at the rear lower than the main roof *	X	√	√
(j) A new rear extension up to the maximum height allowable for the area *	X	X	√

Note : + To refer to detail guidelines

\* Owners of buildings in residential historic or secondary settlements can conserve the entire building or add a new rear extension