

Step 1: Let us know whether you are making fresh or renewal application



Our mission: *To make Singapore A Great City to Live, Work and Play In*



Contact URA | Feedback | Sitemap

Within URA

Home | About Us | Topics | e-Services | News Releases | Circulars | Publications | Career

Land Use Planning | Conservation | Land Sales | Development Control | Real Estate | Carpark

You are here: [e-Services](#) > [URA e-Services Sitemap](#)

:: URA e-Services Sitemap

The service hours for our e-Services is from 5:00am - 3:00am (including Sundays and Public Holidays) as we are closed daily between 3:00am to 5:00am for maintenance.

Development Control Planning Conservation Property Market Land Sales Carparks Career / Scholarship Mobile Services Others	
Type of e-Service	Estimated Time To Complete Form or Transaction
Apply for Planning Permission using Singpass	
Apply for change of use All change of use applications are to be submitted electronically via Online Business Licensing System (OBLS) . OBLS is a one-stop portal (managed by MTI) to apply for all the relevant Government registrations and licences for conducting business in Singapore. For enquiries and submissions, please call OBLS helpdesk at 6898 1595 or email them at OBLS@spring.gov.sg .	5 - 15 mins <input type="button" value="Apply Now"/>
Renew temporary Written Permission to continue an approved use All renewal applications are to be submitted electronically via Online Business Licensing System (OBLS) . OBLS is a one-stop portal (managed by MTI) to apply for all the relevant Government registrations and licences for conducting business in Singapore. For enquiries and submissions, please call OBLS helpdesk at 6898 1595 or email them at OBLS@spring.gov.sg .	5 - 10 mins <input type="button" value="Apply Now"/>
Apply for extension of Provisional Permission or Written Permission This e-service allows you to seek permission to extend a Provisional Permission (PP) or Written Permission (WP) granted earlier.	5 - 10 mins <input type="button" value="Apply Now"/>
Apply for Outline Application This e-service allows you to test out a proposed land use, plot ratio or building height of a property before you decide whether or not to proceed with formal application.	5 - 15 mins <input type="button" value="Apply Now"/>
Apply for minor development application This service allows you to apply for planning permission to undertake minor development works e.g. demolition, earthworks or additions & alterations to buildings.	5 - 15 mins <input type="button" value="Apply Now"/>
Apply for Planning Permission through Electronic Development Application (EDA)	
Make EDA Submission The EDA system allows you to submit planning applications (eg. New erection, additions & alterations, amendment to approved works) electronically	10 -20 mins <input type="button" value="Submit Now"/>
Pay fees for EDA submission This e-service allows you to pay your fees for EDA submission online.	5 mins <input type="button" value="Pay Now"/>
Check EDA submission status	1 - 3 mins

Click here to renew temporary permission

Step 2: Provide details about the organisation (eg ACRA No)

ENTERPRISE ONE
Serving Singapore's Business Community

HOME RETRIEVE DRAFT CHECK STATUS MAKE PAYMENT LOGIN HELP

ONLINE BUSINESS LICENSING SERVICE (OBLS) | [apply new](#) | [update](#) | [renew](#) | [terminate](#) | [enquiry](#)

Progress Bar

START → 1 SUBMIT SINGPASS → 2 SELECT LICENCES → 3 ENTER PROFILE INFORMATION → 4 FILL LICENCE FORMS → 5 SEND OUT APPLICATIONS → END

If you are a Limited Partnership (LP), [Click Here to proceed.](#)

Renew Licences

Tell us more about yourself/organisation.

Select your organisation:

- For ACRA registered company
- For non-ACRA registered company
- For sole-proprietor

My organisation is:

ACRA registered.
My Registration Number (UEN) is:
 [See Examples](#)
[Forgotten your Registration Number \(UEN\)?](#)
If you are a Limited Partnership (LP), [Click here to proceed.](#)
Please ensure that you have your Registration Number (UEN) ready. If you do not have one, you will need to apply for a Business Registration or Company Incorporation. [More information on UEN.](#)

a non-ACRA registered organisation
Please enter your Organisation Name and Registration Number:
Organisation Type:
Organisation Name:
Registration Number:

a business exempted from registration with ACRA (e.g. hawker and taxi driver).

If you are from a Professional Firm renewing on behalf of your client, please check on this box.

** You would be prompted for your SingPass if you click on the "Proceed" button.*

[Proceed](#)

© Copyright 2009-2010. All Rights Reserved.
Best viewed with Internet Explorer 6.x browsers in resolution 1024x768.
[Privacy Statement](#) | [Terms & Conditions](#) | [Disclaimer](#) | [Home](#) | [Help](#)

Step 3: Proceed with the Singpass login



The screenshot shows the SingPass login interface. At the top left is the SingPass logo with the text 'Singapore Personal Access'. To the right is a red banner with the same text. Below the logo is a 'Secure' indicator with a lock icon. On the right side, there are links for 'Terms of Use', 'FAQs', 'Help', and 'About Us'. The main heading is 'Welcome to SingPass Authentication Service'. The login form includes a 'SingPass ID' field with the value 'S1234567A' and a note '(Enter your Identification Number)'. Below it is a 'SingPass' field with masked characters and a note '(8-24 characters, CASE-SENSITIVE)'. There is a checkbox for 'Tick here to change your SingPass'. At the bottom of the form are 'Submit' and 'Cancel' buttons. A blue arrow points to the 'Submit' button with the text 'Click here to proceed'. Another blue arrow points to the 'SingPass' field with the text 'Login your SingPass'. Below the form, there is a disclaimer: 'By clicking on the Submit button, you agree to be bound by the terms specified in the Terms of Use and Important Notes below.' followed by three links: 'For tips on Online Security, Click here.', 'Do not have a SingPass? Apply here.', and 'Forgot your Password? Reset here.'. At the bottom, there is a section titled 'Important Notes' with four numbered items (a, b, c, d) detailing the terms of use and liability.

Singapore Personal Access
SingPass

Secure

[Terms of Use](#) | [FAQs](#) | [Help](#) | [About Us](#)

Welcome

to SingPass Authentication Service

SingPass ID (Enter your [Identification Number](#))
e.g. S1234567G, G1234567G

SingPass (8-24 characters, CASE-SENSITIVE)

Tick here to change your SingPass

Click here to proceed

Login your SingPass

By clicking on the **Submit** button, you agree to be bound by the terms specified in the [Terms of Use](#) and Important Notes below.

[For tips on Online Security, Click here.](#)

[Do not have a SingPass? Apply here.](#)

[Forgot your Password? Reset here.](#)

Important Notes

- You understand that SingPass is intended to help you authenticate yourself on the Internet. As there are inherent security risks on the Internet, you must carefully consider the degree to which you choose to rely on your SingPass.
- You will maintain secure possession of your SingPass. If you know or suspect that the security of your SingPass has been compromised, you must stop using SingPass and notify the SingPass operator immediately.
- The Government of Singapore ("Government") does not warrant or endorse any goods, services, information, accuracy or the privacy practice associated with any non-public sector websites ("Private Website") even though the Private Website may require the use of SingPass.
- You will not hold the Government liable for any damage or loss of any kind caused as a result (direct or indirect) of the use of any Private Website, including but not limited to any damage or loss suffered as a result of reliance on the contents contained in or available from the Private Website.

Step 4: Confirm Singpass particulars and proceed

ENTERPRISE ONE
Serving Singapore's Business Community

HOME RETRIEVE DRAFT CHECK STATUS MAKE PAYMENT LOGOUT HELP

ONLINE BUSINESS LICENSING SERVICE (OBLs) apply new update renew terminate enquiry



Personal Particulars

UIN	S1234567A
Name	JAMES BOND
Gender	MALE
Nationality	SINGAPORE CITIZEN
Date of Birth	09/08/1965

Your personal particulars as shown above will be shared with other Government agencies for the processing of your application. Please refer to the [privacy statement](#) for more information. If you do not agree, please [logout](#) from this application.

Return

Proceed

Click here to proceed

Step 5: Select “Government Agencies” tab and scroll down to click on “URA”

ENTERPRISE ONE
Serving Singapore's Business Community

HOME RETRIEVE DRAFT CHECK STATUS MAKE PAYMENT LOGOUT HELP

ONLINE BUSINESS LICENSING SERVICE (OBS) apply new update renew terminate enquiry



If you are a Limited Partnership (LP), [Click here](#) to proceed.

Renew licence(s) by Renewal Request Number (RRN)

Enter a Renewal Request Number (RRN) to add the licence to the cart.

RRN:

[Forgot your Renewal Request Number?](#)

Licence Selection (Renewal)
(Max. 10 selections)

No Licence Selected

Announcement

- Changes to MINLAW/ IPTO Moneylender Licences

Add Other Licences via the Licensing Profiler

Type keyword(s)

Eg. Food Shop Licence -- key in "Food" or "Food Shop"

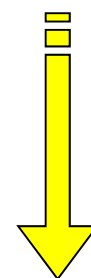
in

Industries / Business Activities **Government Agencies**

Select Government Agency >

- Accounting & Corporate Regulatory Authority
- Agri-Food & Veterinary Authority of Singapore
- Board of Architects
- Building and Construction Authority
- Central Provident Fund Board
- Civil Aviation Authority of Singapore
- Council for Private Education
- Economic Development Board
- Energy Market Authority

Select Government Agencies



Scroll down

- Hotels Licensing Board
- Housing & Development Board
- Infocomm Development Authority of Singapore
- Inland Revenue Authority of Singapore
- Intellectual Property Office of Singapore
- International Enterprise Singapore
- Land Transport Authority
- Majlis Ugama Islam Singapura
- Maritime and Port Authority of Singapore
- Media Development Authority
- Ministry of Community Development, Youth and Sports
- Ministry of Education
- Ministry of Finance
- Ministry of Health
- Ministry of Home Affairs
- Ministry of Information, Communication and the Arts
- Ministry of Law
- Ministry of Manpower
- Ministry of Trade and Industry
- Monetary Authority of Singapore
- National Environment Agency
- National Parks Board
- Professional Engineers Board
- Public Utilities Board
- SPRING Singapore (Standards, Productivity and Innovation Board)
- Singapore Civil Defence Force
- Singapore Customs
- Singapore Land Authority
- Singapore Police Force
- Singapore Tourism Board
- **Urban Redevelopment Authority**

Licence Selection (Renewal) (Max. 10 selections)
No Licence Selected
Refresh This List

Announcement

- Changes to MINLAW/
IPTO Moneylender
Licences

Select Urban
Redevelopment Authority
(URA)

Step 6: Click the checkbox and 'Next' to proceed



If you are a Limited Partnership (LP), [Click here](#) to proceed.

Select One or More Licences to renew

- To start applying for any of the licences, please tick one (or more) box beside the licence(s) and click on the "Next" button. You may apply for multiple licences at one time by ticking more than one boxes.
- To remove the selected licence(s), please untick the box(es) and click on the "Next" button.
- To view your licence selection, please click on the "Refresh This List" button.

Note: For licence(s) without check box, you will be redirected to the agency's website or will be provided with a contact number for further information.

Industries / Business Activities | **Government Agencies**

Select Government Agency > Urban Redevelopment Authority

LICENCES	
<ul style="list-style-type: none">• Approval for Additions & Alterations to a Conservation Building Please consult the Urban Redevelopment Authority on renewal matters for this approval. [Read more...]	Contact
<ul style="list-style-type: none">• Approval for Change of Use of Premises - Renewal Application for renewal of temporary permission to continue the approved use (provided the temporary permission granted ... [Read more...]	<input checked="" type="checkbox"/>
<ul style="list-style-type: none">• Housing Developer Licence Please consult the Urban Redevelopment Authority on renewal matters for this licence. [Read more...]	Contact
<ul style="list-style-type: none">• Signage Proposal for a Conservation Building Please consult the Urban Redevelopment Authority on renewal matters for this approval. [Read more...]	Contact

< Back Next >

Check box to apply

Click here to proceed



Renew Licences

You have chosen the following licences to renew:

Licence Name	Agency	Fee ¹	Amt (S\$)	Remove?
Approval for Change of Use of Premises - Renewal	URA	Administrative Processing Fee	To be determined	<input type="checkbox"/>
Total (excluding GST) : S\$ --				

¹ The actual fees may vary depending on your application.

Payment modes

Payment by Visa, MasterCard, Direct Debit through Internet Bank Account

[Re-select Licence\(s\)](#)

[Proceed](#)

Click here to proceed to licence form

Step 7: Fill in applicant's particulars and select submission type



Filer and Licence Information

Your Draft ID is: 1677966.

Please fill in your particulars in the following form:

All fields marked with an asterisk * are compulsory.

Save As Draft Proceed

General Information - Particulars

Filer's Particulars
(Particulars of the staff/member of a Professional Firm or an authorised representative to file this licence application)

Note: Either notify via SMS or email must be checked.

Name	JAMES BOND
NRIC/Passport/FIN	S1234567A
Nationality	SINGAPORE CITIZEN
Gender	MALE
Date of Birth (DD/MM/YYYY)	09/08/1965
Designation	Director
Office Tel No *	6xxxxxxx
Home Tel No	
Mobile No	9xxxxxxx (Notify via SMS <input checked="" type="checkbox"/>)
Pager No	
Fax No	6xxxxxxx

Some information from general form will be autopopulated

Fill in the necessary information

Scroll down



Select renewal and submission type
("New Submission" for fresh submission, "Resubmission" if you are following up from our Advice letter)

Fill in the necessary information

Office Tel No *

Home Tel No

Mobile No (Notify via SMS)

Pager No

Fax No

Email (Notify via email)

URA Approval for Change of Use of Premises - Renewal - Licence Category

Select the type of renewal applicable.

Renewal of Temporary Permission to Continue the Approved Use (where Temporary Permission has not lapsed)

Renewal of Temporary Permission to Continue the Approved Use of Conservation Buildings within the Historic Conservation Areas (where Temporary Permission has not lapsed)

Historic Conservation Area [View Map](#)

Type of Submission * (dropdown menu open showing: Submission, Please Select ..., Re-Submission, Submission)

New Submission
Enter the Decision No. Please provide the latest Decision No. from WP such that the licence form can be pre-populated, otherwise please proceed.

Decision No. (e.g. Decision No. P190505-03Z1)

Re-Submission
Enter either the DC Ref.No. or Submission Ref No.

DC Ref. No. (e.g. DC Ref. No. ES20050518R0174)

Submission No. (e.g. Subm No. 190505-03Z1)

[Save As Draft](#) [Proceed](#)

Click here if premises is **not** a conservation building

To resubmit fresh application if Temporary Permission has already lapsed (see first slide)

Key in Decision No of the Temporary Permission, otherwise you will need to enter the Information afresh

Click here to proceed

All fields marked with an asterisk * are compulsory.



Complete Renewal Section(s)

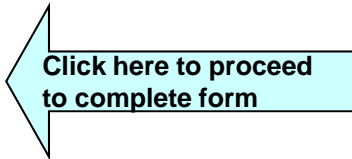
1. Please complete every section of your online application form by clicking on the "Fill Form" button for each section.

A draft has been created. You can retrieve this draft application at a later stage by clicking on "Retrieve Previously Saved Draft(s)" link at the home page. Please take note of your draft ID when you need to retrieve draft applications.

In the event that your licence is stopped with a "Error ->>" status, you can click on the "Error ->>" hyperlink to see the possible reason(s) and make the necessary corrective measures before coming back to this draft application.

Summary	
Draft ID	1677966
Date Saved	15/02/2011 06:06:01 PM

Section	Description	Agency	Time to Fill Form	Status	Actions
A	Approval for Change of Use of Premises - Renewal	URA	10 mins	Incomplete	Fill Form



Return

2. If you need help with completing the online application form, you can:

- a. **Ask us a question**
- b. OR **email us** at obls@spring.gov.sg
- c. OR **call us** at 68981595 (from Mon - Fri 8.30am to 5.30pm);
- d. OR **go to any of the CitizenConnect Centres** located near you (most operate from Mon - Sun 12pm to 8pm).

Step 8: Check the highlighted boxes after you have understood the requirements and proceed

Complete Online Application Form

All fields marked with an asterisk * are compulsory.

[Glossary](#) [Return](#) [Save As Draft](#) [Proceed](#)

Approval for Change of Use of Premises

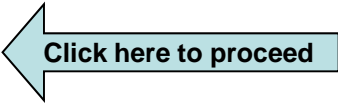
Pages [1 2 3 4 5 6 Next>>]

- You are advised to read the guidelines at [this link](#) before you proceed.
- Documents required for submission:
 - Landowner's consent**
 - If the premises is leased from SLA or government agencies (e.g HDB, JTC), please attach their letter of consent as the owner.
 - Floor plan**
 - Please provide an internal layout plan with dimensions clearly indicated.
 - For multi-unit development (e.g. shopping centre or flatted factory), please provide a [floor plan](#) indicating the location of your premises.
 - Letter of undertaking (LOU)**
 - If your application is for childcare centre in an landed house or restaurant/pub in a shophouse, a LOU is required (see [sample attached](#)).
- Please ensure that the submission is complete and correct to facilitate prompt processing of application. Otherwise, the application may be delayed.

Pages [1 2 3 4 5 6 Next>>]

[Glossary](#) [Return](#) [Save As Draft](#) [Proceed](#)

All fields marked with an asterisk * are compulsory.



Step 9: Filling any remaining fields for the subject premises and renewal proposal

Approval for Change of Use of Premises - Renewal - Licence Category

All fields marked with an asterisk * are compulsory.

[Return](#) [Save As Draft](#) [Proceed](#)

Approval for Change of Use of Premises - Renewal - Licence Category

Pages [<<Previous 1 2 3 4 5 Next>>]

1

Decision No.	P280907-25Z22-Z000
Type of Submission	NEW
Proposal Description (eg: CONTINUED USE OF UNIT #01-01 AS BAR) *	CONTINUED USE OF FIRST-STOREY SHOP UNIT #01-01 AT 8 BAYFRONT AVENUE AS RESTAURANT

Property Address

Postal Code *	888888
Road Name	MARINA BOULEVARD
Building Name (if applicable)	

Renewal Detail

1.	
Block/House No (e.g. 158,160) *	8
Floor and unit (eg #02-03)	# 01- 01

Temporary Permission Details

Date of Approval of Temporary Permission *	<input type="text" value="05/11/2007"/>
Date of Expiry of Temporary Permission *	<input type="text" value="05/03/2011"/>
No. of Extensions for this Application *	<input type="text" value="1"/>

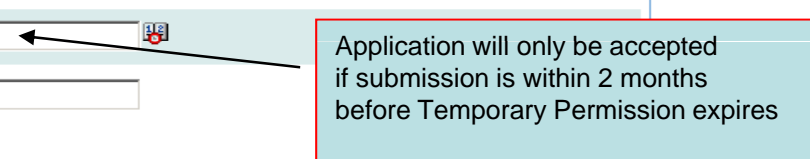
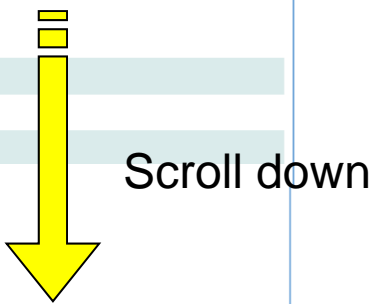
Application will only be accepted if submission is within 2 months before Temporary Permission expires

Pages [<<Previous 1 2 3 4 5 Next>>]

[Return](#) [Save As Draft](#) [Proceed](#)

All fields marked with an asterisk * are compulsory.

Click here to proceed



Step 10: Fill in additional particulars for applicant & if necessary the particulars for owner on additional page

Approval for Change of Use of Premises - Renewal - Applicant Particular

Pages [<<Previous 1 2 3 4 5 Next>>]

Applicant's Particular

Name * JAMES BOND

NRIC/Passport/FIN S1234567A

Nationality Singapore

Postal Code * 007007 [Retrieve Address](#)

Block/House No
(If 'NULL' value appears, your official address does not have any block number.) * 7

Road Name * MARINA BOULEVARD

Floor and unit (eg #02-03) # 11 - 111

Telephone No * 6xxxxxxx

Telephone Extension

Fax No 6xxxxxxx

Mobile No 9xxxxxxx

Email * 007@gmail.com

Interest in Application

Applicant

Architect

Engineer

Click here to retrieve address based on postal code

Step 11: Read through and select the appropriate declarations

Complete Online Application Form

All fields marked with an asterisk * are compulsory.

Glossary

Return

Save As Draft

Proceed

Approval for Change of Use of Premises - Declarations

Pages [<<Previous 1 2 3 4 5 6]

I hereby declare that:

- Where I am the applicant but not the owner of the land within the meaning of the term owner as defined in Section 2 of the Planning Act (Cap 232, 1998 Ed), I have obtained the consent of the owner of the land to make this application to the Competent Authority under the Planning Act.
 - Where I am making this application on behalf of the applicant, I have been authorised by the applicant to make this submission on his behalf. Further, if the applicant is not the owner of the land, the applicant has obtained the consent of the owner of the land to make this application to the Competent Authority under the Planning Act.
- The particulars given in this application are true and correct.
 - The submission is in accordance with the planning/conservation submission requirements.

Pages [<<Previous 1 2 3 4 5 6]

Glossary

Return

Save As Draft

Proceed

All fields marked with an asterisk * are compulsory.

Select the appropriate radio button

Click here to proceed

Step 12: Upload the necessary attachments)

Please ensure that the total documents' filesize are not bigger than **2MB**.
The licensing departments are **unable** to receive your attachments, should you exceed the threshold.

URA Approval for Change of Use of Premises

Floor plan

Submit Offline (Submission Details)

Submit Online

Browse... Upload

Floorplan.pdf [Remove]
Internal Layout Plan.pdf [Remove]

1

Document(s) (*.DWG, DGN, BMP, Format(s) : TIF, JPG, PDF, GIF)

Landowner's consent

Submit Offline (Submission Details)

Submit Online

Browse... Upload

SLA owner consent.pdf [Remove]

2

Document(s) (*.BMP, TIF, JPG, PDF, Format(s) : GIF)

Letter of undertaking (LOU)

Submit Offline (Submission Details)

Submit Online

Browse... Upload

Letter of Undertaking.pdf [Remove]

3

Document(s) (*.BMP, TIF, JPG, PDF, Format(s) : PDF, GIF)

Other Supporting documents

Submit Offline (Submission Details)

Submit Online

Browse... Upload

Cover letter.pdf [Remove]
NEA preconsultation letter.pdf [Remove]

4

Document(s) (*.BMP, TIF, JPG, PDF, Format(s) : GIF)

Return Proceed

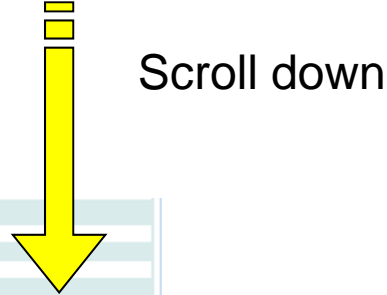
Click here to proceed

This page shows that you have successfully completed the application. You should proceed to make payment if you are satisfied with the information in the preview form.



Preview, Declare and Submit

1. You can click on the "Return" button to edit your application details, if applicable.
2. Please click on the respective Declaration box(es) before clicking on the "Submit Application" button.



Management Corporation Strata Title	<input type="checkbox"/>
Owner	<input type="checkbox"/>
Prospective Purchaser	<input type="checkbox"/>
Tenant	<input type="checkbox"/>
Contact Person	<input type="checkbox"/>

I hereby declare that:

Where I am the applicant but not the owner of the land within the meaning of the term 'owner' as defined in Section 2 of the Planning Act (Cap 232, 1998 Ed), I have obtained the consent of the owner of the land to make this application to the Competent Authority under the Planning Act.

The particulars given in this application are true and correct.

The submission is in accordance with the planning/conservation submission requirements.

List of Supporting Documents Attached

URA Approval for Change of Use of Premises - Renewal

a. Floor plan	Floorplan 01-05.pdf
b. Landowner's consent	Owner letter.pdf
c. Letter of undertaking (LOU)	LOU.pdf
d. Other Supporting documents	(Submitting Offline)

DECLARATION

General

1. I declare that all the information given in this application form is true and correct.
2. I am aware that legal action may be taken against me if I had knowingly provided false information.
3. I agree that in any legal proceedings, I shall not dispute the authenticity or accuracy of any statements, confirmations, records, acknowledgements, information recorded in or produced from Licence Application at Business.gov.sg.

[Return](#) [Submit Application](#)

Click here to proceed


Step 13: Proceed to make payment before processing can commence

ENTERPRISE ONE
Serving Singapore's Business Community

HOME RETRIEVE DRAFT CHECK STATUS MAKE PAYMENT LOGOUT HELP

ONLINE BUSINESS LICENSING SERVICE (OBLs) apply new update renew terminate enquiry

Too many forms and licences?
Click here to eradicate them!



Renewal Status

You may wish to rename the description of your application by clicking on the "Edit" button. If you wish to withdraw any or all of the licences, click on the corresponding "Withdraw" or "Withdraw All" button respectively where applicable. For help, click on [online help](#).

NOTE!: Licences marked "Ready For Payment" requires payment. Click on the "Make Payment" button to do so.

Renewal Details	
Renewal ID	R110503057
Description	R110503057 Edit
Date	15/02/2011 07:39:29 PM
Remarks	
<ul style="list-style-type: none">Please note the Application ID for future references.Please make the necessary payment before your application can be processed.	
Licence Details	
<input checked="" type="radio"/> URA Approval for Change of Use of Premises - Renewal	Status: Ready For Payment Withdraw
Remarks from Government Agency	
<ul style="list-style-type: none">Please pay \$150.00* for Administrative Processing Fee.	
* Fee will be subjected to GST.	
Return Application Details Withdraw All Make Payment	

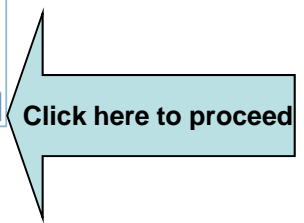


Proceed if the amount payable is correct

Payment

General Details			
Application ID	R110503057		
Description	R110503057		
Submitted on	15/02/2011 07:39:29 PM		
Payment Details			
S/N	Description	Amount (\$)	GST
	Urban Redevelopment Authority		
1.	Approval for Change of Use of Premises - Renewal - <i>Administrative Processing Fee</i>	150.00	7%
2.	GST Subtotal	10.50	
Total Amount Payable Excluding GST		150.00	
Total GST		10.50	
Total Amount Payable		160.50	

[Return](#) [Pay](#)





Step 14: Choose payment mode and you will redirected to a secured site to enter your credit card or bank account information

IF YOU ARE USING A POP-UP BLOCKER, please add "https://www.psi.gov.sg" to your list of allowed sites in the pop-up blocker settings. Otherwise, the relevant transaction pages may not be displayed, or your transaction request may not be completed. If you are paying using eNETS Credit (or AMEX if available), or eNETS Debit, please click [here!](#)

 You are now on a secure site.

Please proceed to payment by clicking on the logo of your preferred payment mode:

Payment Mode	Description	Total Payable
	VISA/MasterCard payment mode Please have one of the following - VISA Credit Card, - MasterCard Credit Card, - MasterCard Debit Card or - Visa Electron Debit Card More	Amount: S\$ 160.50 <hr/> Total payable: S\$ 160.50
	Internet Banking payment mode Please have the following - A valid Internet Banking account with Citibank, DBS, UOB, OCBC / Plus! More	Amount: S\$ 160.50 <hr/> Total payable: S\$ 160.50

IMPORTANT:

- Please make sure that all other opened browsers are closed before proceeding to make payment.
- **DO NOT** close this browser while payment is in process. You may close this browser only after you receive the Official Receipt and an acknowledgement from the e-Service for successful payment.
- **DO NOT** click on the browser buttons (example: Back, Reload/Refresh or Stop) while payment is in progress.
- For more information on each payment method, click on the "More" hyperlink of the respective payment mode.
- For **eNETS Credit (or AMEX if available)**, please add "www.enets.sg" to your list of allowed sites in the pop-up blocker settings as well.
- For **eNETS Debit**, please include "www.enets.sg", "dbsd2pay.dbs.com (for DBS/POSB Account holders)", "uniservices1.uobgroup.com (for UOB Account holders)", "www.citibank.com.sg (for Citibank Account holders)", "www.ocbc.com (for OCBC Account Holders)" and "www.plus.com.sg (for Plus! Account Holders)" to your list of allowed sites in the pop-up blocker settings as well.
- For **NETS CashCard**, please add "cashcardservices.nets.com.sg" to your list of allowed sites in the pop-up blocker settings as well.

Cancel Payment



Step 17: After successful payment, you will receive a Transaction Reply Slip and an email thereafter. You may like to print a copy for future reference. See sample below.

TRANSACTION REPLY SLIP

Your Change of Use submission has been received by URBAN REDEVELOPMENT AUTHORITY.

The details of submission are as follows:

DC Reference No:	ES20110215R0182
Payment Transaction ID:	CS1102151935
Applicant Name:	JAMES BOND
Date Received:	15/02/2011 09:33:53

Thank you for your submission. In most cases, you will receive a decision within 2 weeks.

URA is committed to, within 30 days, either process a qualified application with all required supporting documents or respond to qualified, complete and correct applications to be approved.

URA is deemed to have responded to you if there has been an attempt to reach you by phone, fax, mail, email or any other communication, proof of postage would constitute proof of delivery.

Please print a copy of this acknowledgement slip for your future reference.

For any enquiries please direct your e-mail to ura_daes_registry@ura.gov.sg or call EDA Enquiry Line at 63293237
